



Google Classroom – How to join a classroom from home.



Your teacher has asked you to join your class's Google Classroom.

You should have been provided with **an email address**, **a password** and **a class code**.

Follow these steps to join your class:

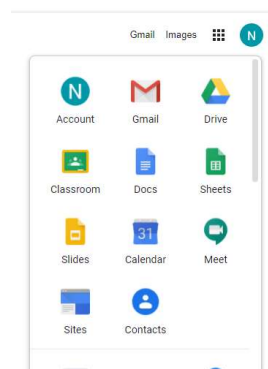
- Open a new google chrome page and click 'Sign in' on the top right of the page.



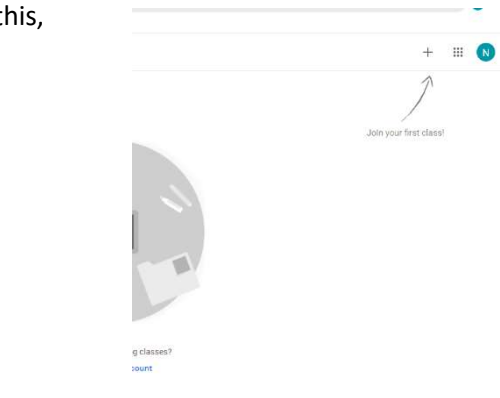
- Sign in using your **email address** and **password**. You might be asked to change your password to a new one.



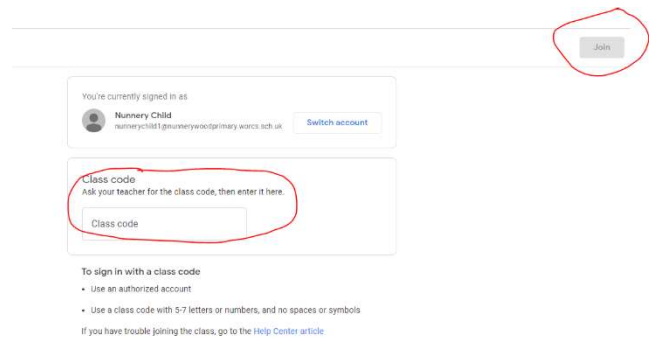
- Once you have signed in click on the 9 dots on the top right (this is called the waffle!). From the options choose Classroom. If you don't have 'Classroom' in this menu type *classroom.google.com* into the search bar.



- Once you have clicked on 'Classroom' you will see this, asking you to join a class. Click on the '+'



- Type the 'Class code' into the box and click 'Join'



- You should now see your classroom!

Your teacher will post information on the Stream.

The 'Meet Link' under your class name is the link you click when your teacher asks you to join a video lesson.

