



Google Classroom – A guide for parents and carers of Nunnery Wood Primary School.



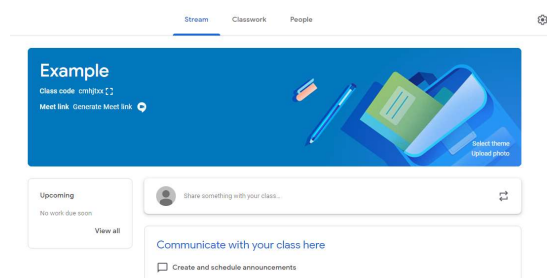
In the event of your child's bubble being closed down, due to Covid-19, and your child having to self isolate for 14 days, we will be using **Google Classroom** to educate your child at home. In order to access Google Classroom you will need an internet accessible device: laptop, PC, or a tablet are ideal.

Through **Google Classroom** your child will be able to access live lessons, complete and upload work, and communicate with their teacher.

Your child should have been given their username (an email address that is in the form of NAME@nunnerywoodprimary.worcs.sch.uk) and a password.

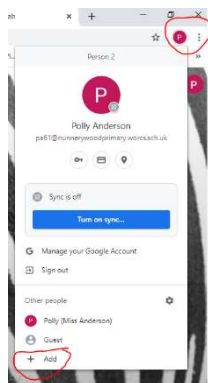
In order to access their classroom:

- Go to google classroom by typing **Classroom.google.com** into the search bar
- Login using the email address and password they have been given.
- They will then see a page similar to this which is where they will find all of the set work, be able to join live video lessons, and communicate with their teacher.

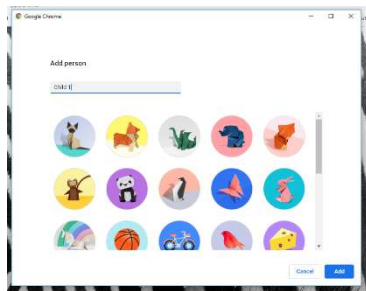


If you are already signed in with a google account on the device that your child will be using follow these instructions:

When setting up your child's account it is important that their account is separate to any other gmail account used on the device. In order to do this on a computer follow the instructions below.



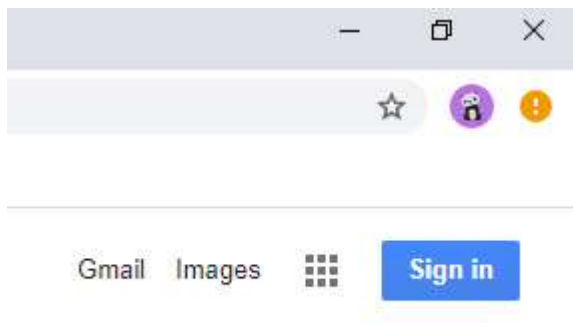
First click on the top profile (this should be yours) in the chrome bar. Then click '+ add'.



You will see this.

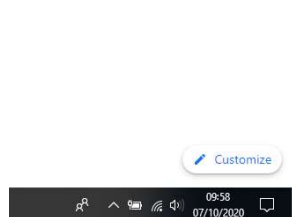
Add your child's name and choose an icon.

Click 'add'.

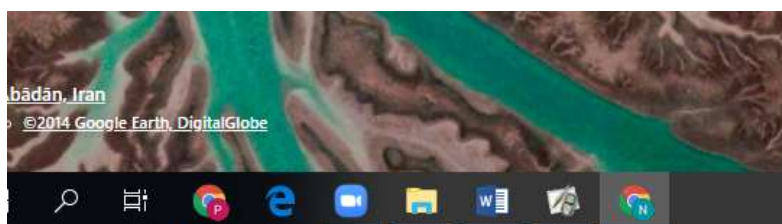


This will produce a new profile – you will see it on the top right. Here you can see the panda.

Your child will then be able to sign in, using their school email and password.



By clicking on the bottom right 'customize' on the google home page you can choose a different background so that it is easier to recognise which profile you are using.



On the bottom bar on your desktop you will now see both profiles!

A few points to make sure that your child is able to use Google Classroom effectively:

- If your child is in a live classroom their video camera must be on – these lessons **will not** be recorded.
- When in a live classroom they must wear appropriate clothing and try to be in a suitable area for quiet work.