




# Welcome to year 1 reading!



Dear parents/carers,

Please read with your child every day

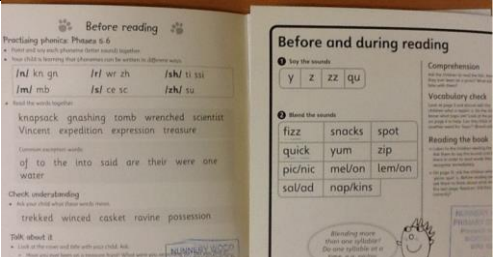

Year 1 is a very important year for building your child's phonological awareness and at the end of the year your child will participate in a phonics screening test set by the government. Don't worry! More about that closer to the time. We do daily phonics and your child will read to a teacher every week (guided reading). The best way to support your child at home is to read with them every day. We encourage the children to re-read a book at least three times so they become familiar with sounds, tricky words, the plot and characters. This also encourages children to confidently talk about what they have read, and increase their fluency developing their love of reading.

Reading for pleasure	Guided reading book	Phonics book
		
<p>These books will be chosen by your child for their enjoyment.</p> <p>These books can be read by you or your child.</p> <p>These books are to encourage a love of books, stories and reading.</p>	<p>These books will have a number in the top right corner (red arrow).</p> <p>This book will match your child's phonic phase.</p> <p>This book must be read by your child with some support from you.</p> <p>These books are part of a set and are read with the teacher in school during the week.</p>	<p>These books are new this year! Please be extra careful with them.</p> <p>These books will match your child's phonic reading level.</p> <p>It is really important your child reads them to an adult.</p> <p>They are to practise decoding words and reading tricky words (words that can't be decoded or should be known on sight).</p>

## Bringing books back

- Reading for pleasure books – changed as you finish reading them
- Guided reading books – changed weekly (please keep inside your child's book bag during the week)
- Phonics book – changed weekly to begin with, then as and when completed/needed.

## Helpful hints inside the books

In the front cover	In the back cover
	

<ul style="list-style-type: none"><li>• All the sounds found in the book</li><li>• All the tricky words found in the book</li><li>• Comprehension questions which can be asked through out the story</li></ul>	<ul style="list-style-type: none"><li>• Comprehension questions</li><li>• Re-telling the story</li><li>• Fluency and vocabulary</li></ul>
--	---

Key terms we use with the children in phonics:

- Phoneme – a sound a letter makes
- Grapheme – the written representation of a sound
- Digraph – a sound with two letters
- Trigraph – a sound with 3 letters
- Split digraph – a sound which joins with an e to make it say the letter name (ace – split digraph = a\_e)
- Segmenting – breaking a word into sounds
- Blending – pushing the sounds together to read the words
- Decode – segmenting and blending

We hope you find this information helpful. Please email or ring if you have any questions or concerns.

Many thanks

Year 1 team